

BL Series Brake Lathe

Industry leading combination bench lathe



Key features at a glance

ACT **Anti-Chatter Technology**

OPTIONAL (PATENTED)

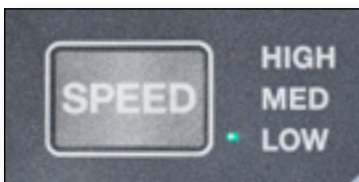
- ✓ Oscillates machining speed to prevent buildup of vibration (chatter)
- ✓ No bands or other devices required

OPTIONAL

Digi-Cal 2.0



- ✓ Instantly measures drum or rotor dimensions and depth of cut
- ✓ Calibration holds after power cycling



OPTIONAL

Push button speed control

- ✓ Push button control with three working speeds
- ✓ Eliminates belt changes



Self-Aligning Nut

- ✓ Speeds setup
- ✓ Prevents over-tightening and mounting errors



BL33

(includes ACT / Digi-Cal 2.0 package, rotor capability, bench and dust collection hood) shown with optional adaptors



Quick Change



- ✓ Twin cutters pivot to quickly change from rotors to drums
- ✓ No storing of cutting head required

Disc/Drum Control Lockout



- ✓ Eliminates potential "crashing" of machine
- ✓ Warning indication reminder

STANDARD

Dual LED Work Lamps



- ✓ Adjustable lamps illuminate both sides of workpiece
- ✓ Easy push button control



STANDARD

Adjustable Feed Rate


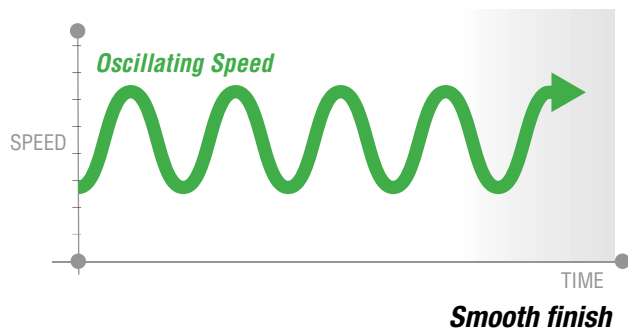
- ✓ Dial fast for rapid removal or slow for final surface finish
- ✓ One-cut pass capable

Anti-Chatter Technology with Digi-Cal 2.0

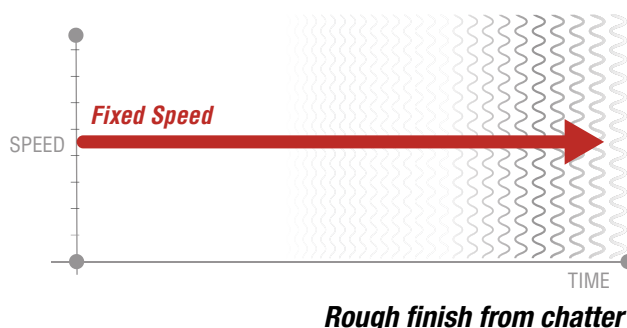
Anti-Chatter Technology eliminates buildup of vibration — stop chatter before it starts!



Anti-Chatter Technology (ACT) varies spindle speed to keep chatter inducing vibration from starting, resulting in a smoother surface finish.



Chatter can start when machining rotors at a fixed speed. This is similar to how a moistened finger can make a crystal glass sing.



Digi-Cal 2.0 instantly measures workpiece dimensions

- ✓ Quickly determines if workpiece should be discarded prior to machining
- ✓ Instantly measures drum or rotor dimensions and accurately determines depth of cut
- ✓ Calibration holds after power cycling



Convenient adjustment and calibration

Speed control options



ACT / DIGI-CAL 2.0 PACKAGE

Push button speed

- ✓ Push button control with three working speeds



STANDARD

Adjustable Spindle Speeds

- ✓ Provides correct speed for all size workpieces
- ✓ No tools required

Quick calibration for greater accuracy



Calibrates diameter



Calibrates thickness

- ✓ Calibrate drum and rotor procedures in seconds
- ✓ Calibration holds after power cycling

Change from rotors to drums in seconds!



Change from rotors to drums...



... by loosening clamp screw, removing rotor setup, rotating twin cutter...



... set up drum service assembly and extend drum boring bar.

DRUM ONLY MACHINES ALSO AVAILABLE

Choose the brake lathe tooling to suit your needs



STANDARD

Positive rake

- ✓ Provides faster cutting and reduced chatter
- ✓ Features 3 cutting tips




OPTIONAL

Negative rake

- ✓ More durable, longer life
- ✓ Features 6 cutting tips

Heavy-duty bench option makes brake service fast and easy

- ✓ Heavy gauge, all-steel construction gives extra stability
- ✓ Rear backboard stores frequently-used adaptors within easy reach
- ✓ Large chip collection funnel keeps debris off the floor



Bench includes standard storage drawer and convenient document holder.



BL31

(includes ACT / Digi-Cal 2.0 package, rotor capability, and bench) shown with optional adaptors



OPTIONAL

Dust Containment System*

- ✓ Designed to contain brake machining dust and metal particles
- ✓ Access window allows easy viewing of work piece during machining



* Requires a conventional shop vacuum with 2.5" inlet hose. (Not supplied.)

Expand the range of your vehicle applications with additional accessories from Hunter

PATENTED

Hunter Passenger Car and Light Truck Adaptor Kits



Customize your Hunter BL series lathe to match your service needs. Select the appropriate adaptor kit to service most rotors, drums and flywheels.

Basic Adaptor Kit

20-1665-1

Consists of hubbed and adaptors covering a range of applications fitting most passenger car rotors, drums and flywheels, including composites.



Dual QuickChuck™ Adaptor Kit

20-2614-1

Consists of hubbed and hubless adaptors and three-jaw chuck mounting system. Covers a wide range of applications for most rotors, drums and flywheels for passenger cars, light trucks and larger light trucks.



Elite Cone Adaptor Kit

20-2615-1

Consists of hubbed and hubless adaptors covering a wide range of applications for most passenger cars, light truck and larger light trucks, including composites.



Wrenchless self-aligning nut

76-377-2

- ✓ Eliminates over-torquing arbor nut
- ✓ Works as arbor spacer and nut



Dual QuickChuck™ adaptor

175-423-2

- ✓ Ideal for use with hubless drums
- ✓ Quick setup with unparalleled centering ability



Specifications*

Rotor

Diameter:	6" to 22" *
Maximum Width:	5-3/8"
Maximum Thickness:	2"

Drum

Diameter:	6" to 24" *
Maximum Width:	8"

Maximum Weight on 1" arbor:

200 lbs.

Spindle Speed(s):

85, 110, 175 rpm

Feed Rate:

.002 to .014 in/rev
(infinitely variable)

Motor:

1.5 hp

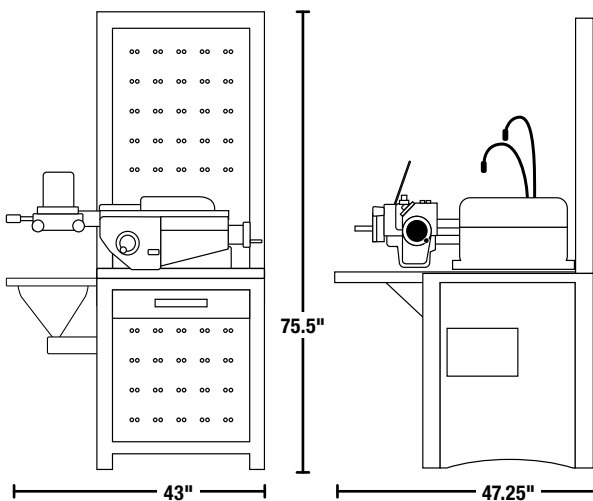
Power Requirements:

115/230 V, 15/7.5 amp,
50/60 Hz, 1ph

Shipping Weight:

525 lbs. (approx.)

* The max rotor and drum diameter is 19.5" with the hood installed.



* Some specifications may vary depending upon workpiece configurations or may require optional adaptors.

Popular Models

BL31 Disc / Drum lathe with ACT / Digi-Cal 2.0 and bench

BL33 Disc / Drum lathe with ACT / Digi-Cal 2.0 , bench and dust collection system

Other available models

BL01 Drum only lathe with bench

BL11 Disc / Drum lathe with bench

BL21 Drum only lathe with ACT / Digi-Cal 2.0 and bench



BL01

BL31

BL33

Be sure to check out other literature for more quality products from Hunter Engineering.



1119BH

Copyright © 2019, Hunter Engineering Company.

Because of continuing technological advancements, specifications, models and options are subject to change without notice.

HUNTER
Engineering Company

www.hunter.com

Form 7702-T, 11/19
Supersedes form 7702-T SEMA, 10/19